



Quick Guide Setup

Proceed to download the App on your Smartphone

Download IP PRO App
In your Smartphone

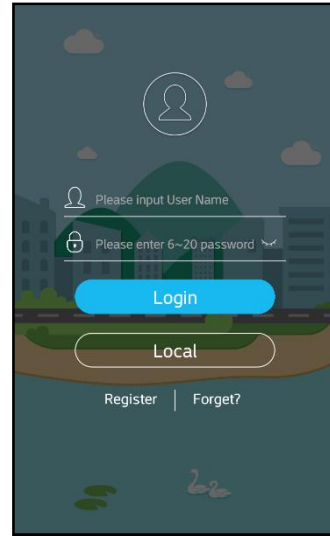


IP PRO
Free App
Compatible with iOS and Android



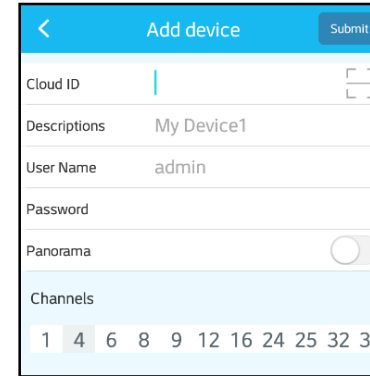
1

Press "Local" to start using the app or press "Register" to create an account and share your device with others.



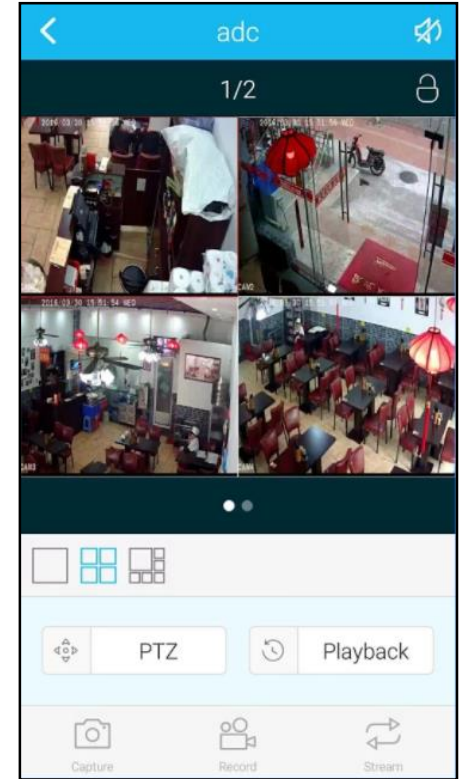
3

Type the Cloud ID of the DVR or scan the QR code with your cell phone, type a name for your device and add the access information. By default: user (admin) and password ("leave blank"), then save the changes.



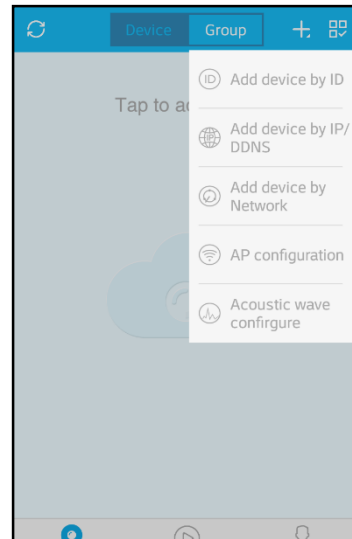
4

Press the name of your device and start viewing your world at any time from anywhere.



2

Then press the "+" icon and select "Add device by ID" to add your device into the app.



Congratulations! You can now connect over the Internet to view your device remotely.

For more information, visit our website www.logan-cam.com
For more guides and warranty information visit our help center support.logan-cam.com

@LoganTechnology